

First Grade Winter Homework Packet

NO SCHOOL 2/17 - 2/21

Please return this completed homework packet on:
2/24/2020

Name: _____

1. Read and log every night
2. Math Extended Problems:
 - Clouds and Hearts
 - Grocery Store
3. Sight Words: Write a realistic fiction story using as many sight words as you can. Remember to use the list to spell the words correctly 😊
Use the graphic organizer to help you plan your story.

Name of student: _____

Class: _____

The PS 65 Dolphin Reading Log


Directions: Please make sure that you put the date, title, author and genre of the book that you read each night. In the next column, please complete the activity that the teacher assigns to you for that night. Finally, please have your parent/guardian place their initials next to your assignment.

RETURN THE READING LOG FOLDER EVERY MONDAY

| Date | What did you read? | How long did you read? | Activity: <u>Write two sentences about the book you read.</u> | Parent/Guardian Signature |
|------|--------------------|------------------------|---|---------------------------|
| 2/17 | | | | |
| 2/18 | | | | |
| 2/19 | | | | |
| 2/20 | | | | |
| 2/21 | | | | |

Clouds and Hearts

Ms. Anderson decorated her wall with clouds and hearts. There were 13 hearts and 3 clouds.



How many more hearts than clouds are there? Show how you know.

_____ more hearts

Grocery Store

Ms. Koch needed fruit for a party. She bought 18 pieces of fruit.

Some were apples and some were bananas.

How many apples and bananas could she have bought? Show as many ways as you can.

Way 1:

Way 2:

Way 3:

Dolch First Grade Sight Vocabulary

| | | |
|-------|------|-------|
| after | has | over |
| again | her | put |
| an | him | round |
| any | his | some |
| ask | how | stop |
| as | just | take |
| by | know | thank |
| could | let | them |
| every | live | then |
| fly | may | think |
| from | of | walk |
| give | old | were |
| going | once | when |
| had | open | |

Name: _____

Book Title:

Character

Setting



**Story
Elements**


Problem

Solution



Name: _____

Date: _____



 _____

 _____

 _____

 _____

 _____

 _____

 _____

 _____

 _____

 _____

 _____

 _____

 _____


 _____

 _____

 _____

 _____

 _____

 _____

 _____