


First Grade



This homework packet is due on the first day of school:

Wednesday, September 5th

Checklist (Please check each item after it is completed):

- Sight Word Practice (reading and writing pre-primer and primer sight words) using various activities. Suggestions are included in this packet.
- Read each day for 15 minutes over the summer.
- Parent Communication: All About First Grade Parent Interview
- Parent Communication: Favorite Tradition Response
- 2 Math Problems
- Practice reading skills on www.lexiacore5.com

Have a wonderful summer! ☺

How to practice sight words at home

★ **Climb the Stairs:** Put a word on each step. Say the word as you climb the stairs (lay words on floor if there are no stairs.)

★ **Hide and go seek:** Hide words around the room. Find the words one at a time and tell what the word is.

★ **Concentration:** Use 2 sets of word cards to play Concentration. Choose several pairs of matching words and spread them out face down. As you turn over each word, you must read it. If you find a match, keep the cards; if not, turn them back over.

★ **What's Missing?:** Place 3 or 4 words on the table and read them. Close your eyes and ask your partner to remove a word. Identify the missing word. The other player closes eyes, and you remove a word to see if they can identify the missing word.

★ **Painting Words:** Paint words on cement with water or ice.

★ **Rhyming with words:** Play rhyming games such as "I'm thinking of a word that rhymes with "bee" and begins with /s/." (see)

★ **Sound Deletion:** Play deletion games such as "what is band without the /b/?" (and)


- ★ **Rainbow Words:** Write your words in three colors.
- ★ **Ransom Words:** Make your words by cutting out letters in a newspaper or magazine and glue them on paper.
- ★ **3D words:** Use play dough or modeling clay rolled thinly to make words.
- ★ **Delicious Words:** Write your words in whipped cream, peanut butter, or anything you can eat. Or make words using pretzels, twizzlers, gummy worms, and other long skinny candies.
- ★ **Magazine words:** Use an old magazine or newspaper and find your words. Ask permission to circle them when you find them.
- ★ **Cheer your words:** Pretend you are a cheerleader and call out your words.
- ★ **Popsicles:** Use popsicle sticks to make your words.
- ★ **Dirty words:** Write your words in mud or sand.
- ★ **Good clean words:** Write your words in shaving cream on a smooth surface that can be safely cleaned.
- ★ **X words:** Write 2 words with one common letter so they criss-cross.
- ★ **Flash Writing:** Use a flashlight to draw letters in the air.

Dolch Pre-Primer Sight Vocabulary

a	I	run
and	in	said
away	is	see
big	it	the
blue	jump	three
can	little	to
come	look	two
down	make	up
find	me	we
for	my	where
funny	not	yellow
go	one	you
help	play	
here	red	

Dolch Primer Sight Vocabulary

all	into	that
am	like	there
are	must	they
at	new	this
ate	no	too
be	now	under
black	on	want
brown	our	was
but	out	well
came	please	went
did	pretty	what
do	ran	white
eat	ride	who
four	saw	will
get	say	with
good	she	yes
have	so	
he	soon	



All About First Grade Parent Interview

First Grade is going to be such an exciting year!

Talk to a parent about his/her first grade

experience. Ask him/her the questions on the

next two pages. Write your parent's responses in

full sentences.

Have fun! ☺

Draw a picture to match your writing.

1. What was the name of your first grade teacher?















2. What was your favorite subject in first grade? Why?

















3. Who was your best friend in first grade? Why was he/she your best friend?

























4. What did you like most about first grade? Why?

























5. What advice do you have for me as I get ready for first grade?


























Directions: Talk to an adult about his or her favorite tradition (ex. special holiday, baking cookies, a favorite vacation spot, family event, etc.). Discuss with each other your favorite tradition. Use the lines below to record your responses.

Adult Response: _____

Student Response:

Draw a picture of your favorite tradition.

























Meg had 10 buttons.

She wanted to show her friend
some ways to make 10.

Show as many ways as you can.

Example:



$$5 + 5 = 10$$

Directions: Use the ten frame to help you solve the word problem below.

Shells at the Beach

Sam found 10 shells at the beach.

He gave 4 to his friend Pat.

How many shells did Same have left?

$$\underline{\quad} - \underline{\quad} = \underline{\quad}$$

Sam had shells left.