



# Summer Homework Packet



**Grade 4**

**First Day of School– Wednesday, September 5, 2018**




## ***Fourth Grade Supply List***

- 3 notebooks
- 1 binder (2")
- 1 pack of tab dividers (for binder)
- 5 folders
- 2 packs of loose-leaf
- 1 pack of post-its
- 1 pack of computer paper
- 2 packs of sharpened pencils
- 1 pair of child-safety scissors
- 1 glue stick
- 1 box of crayons or markers
- 1 box of tissues
- 1 roll of paper towels
- 1 bottle of hand sanitizer

**\*Students will be reading Tales of a Fourth Grade Nothing, by Judy Blume, in class during the first trimester. If you would like to purchase the book in advance, it can be found on Amazon or Barnes and Noble. It can also be found at the local library.**

# Summer Reading Assignment



Using the chart below, choose two books under your independent reading level (one level above is also permitted), to read during the summer. For each book, choose an activity to complete from the suggestions provided. We encourage you to read with a parent or guardian and discuss your responses to the story's events. You may include your discussions as part of your literature response. Happy reading!!

| <u>Level N</u>  | <u>Level O</u>  | <u>Level P</u>  | <u>Level Q</u>  |
|---|---|---|---|
| <i>Chicken Sunday</i> , by Patricia Polacco<br><br><i>Stellaluna</i> , by Janell Cannon<br><br><i>My Father's Dragon</i> , by Ruth Stiles Gannett<br><br><i>Why Mosquitoes Buzz in People's Ears</i> , by Verna Aardema | <i>Owl Moon</i> , by Jane Yolen<br><br><i>Ramona the Brave</i> , by Beverly Cleary<br><br><i>Henry Huggins</i> , by Beverly Cleary<br><br><i>The Story of Ruby Bridges</i> , by Robert Coles<br><br><i>Chocolate Fever</i> , by Robert Kimmel Smith | <i>The Best School Year Ever</i> , by Barbara Robinson<br><br><i>Sideways Stories from Wayside School</i> , by Louis Sachar<br><br><i>Fantastic Mr. Fox</i> , by Roald Dahl<br><br><i>Tut's Mummy...Lost and Found</i> , by Judy Donnelly | <i>Tales of a Fourth Grade Nothing</i> , by Judy Blume<br><br><i>James and the Giant Peach</i> , by Roald Dahl<br><br><i>Mr. Popper's Penguins</i> , by Richard Atwater<br><br><i>Bunnicula</i> , by James Howe |
| <u>Level R</u>  | <u>Level S</u>  | <u>Level T</u>  | <u>Level U</u>  |
| <i>Charlotte's Web</i> , E.B. White<br><br><i>Because of Winn-Dixie</i> , by Kate DiCamillo<br><br><i>Frindle</i> , Andre Clements<br><br><i>Shiloh</i> , by Phyllis Reynolds Naylor                                    | <i>From the Mixed Up File of Mrs. Basil E. Frankweiler</i> , by E.L. Koingsburg<br><br><i>The One and Only Ivan</i> , by Katherine Applegate<br><br><i>Poppi</i> , by Avi<br><br><i>My Teacher is an Alien</i> , by Bruce Coville                   | <i>Diary of a Wimpy Kid</i> , by Jeff Kinney<br><br><i>Bridge of Terabithia</i> , by Katherine Paterson<br><br><i>The Lion, the Witch, and the Wardrobe</i> , by C.S. Lewis<br><br><i>How to Train Your Dragon</i> , by Cressida Cowell   | <i>The BFG</i> , by Roald Dahl<br><br><i>The City of Ember</i> , Jeanne DuPrau<br><br><i>Wonder</i> , R.J. Palacio<br><br><i>Wringer</i> , Jerry Spinelli   |

# BOOK REPORT MENU

|   |   |   |   |
|---|---|---|---|
| <p><b>MOVIE POSTER</b></p> <p>Design a movie poster depicting the climax of the story. Must include names of characters and summary of the book.</p>  | <p><b>POWERPOINT</b></p> <p>Must include 9 slides. Include 1 introduction slide and follow the rubric for the remaining slides. Include details and graphics.</p>   | <p><b>COMMERCIAL</b></p> <p>Advertisement to "sell" your book. Must be at least 1 minute</p>  | <p><b>BOOK JACKET</b></p> <p>Create a book jacket, including illustrations, a summary of the book, author bio, and favorable reviews.</p>   |
| <p><b>STORY CUBE</b></p> <p><b>Side 1:</b> Your name, title, author, illustrator and genre of book<br/> <b>Side 2:</b> Summary of book<br/> <b>Side 3:</b> Book Review<br/>         Would you recommend this book?<br/> <b>Side 4:</b> Character Traits<br/>         Draw a character and write 3 words to describe him/her/it.<br/> <b>Side 5:</b> Setting<br/>         Describe where and when this story takes place and draw a picture.<br/> <b>Side 6:</b> Picture<br/>         Draw a picture of an important event in the story.</p> | <p><b>TRAVEL BROCHURE</b></p> <p>Create a travel brochure for the setting of the story.</p> <p><b>Front of brochure – Picture</b></p> <p><b>5 Other sides –</b> •Description • Map<br/>         •Geography • Major cities, Well-known places • Historic Sites and Landmarks<br/>         • Recreation and Outdoor Activities • Entertainment • Climate and overall weather conditions • Transportation • Arts and Culture, including museums, theaters, places to visit • Food that the area is known for • Pictures/Graphics •</p> | <p><b>DIORAMA OR TRIORAMA</b></p> <p>Use an empty shoebox or other recycle box to create a 3-D scene from your book.</p> <p>On the outside of your box you must include:<br/>         - title, author, and your name (side 1)<br/>         - summary of the book (side 2)<br/>         - book review (side 3)</p> | <p><b>HAMBURGER</b></p> <p><b>Top Bun-</b>Title, author<br/> <b>Tomato-</b> setting<br/> <b>Pickles</b> (at least 2)- Characters<br/> <b>Lettuce-</b> Problem<br/> <b>Mustard/Mayo-</b> Climax<br/> <b>Cheese-</b> Solution<br/> <b>Meat-</b> Plot<br/> <b>Bottom Bun-</b> Opinion and reason</p> |
| <p><b>SCRAPBOOK</b></p> <p>Choose a character and create a collection of pictures that highlight scenes from your book. Include events that would be important to the character.</p>  | <p><b>TELEVISION</b></p> <p>Box made to look like a TV with scene from book or screen that rolls through (scenes change). Must include at least 3 scenes.</p>   | <p><b>AWARD, PRIZE OR TROPHY</b></p> <p>Name the award and tell why the book won</p>  | <p><b>COMIC BOOK PAGE</b></p> <p>Recreate your book as a comic.</p> <p>Be sure to include:<br/>         - title and author<br/>         - main characters, problem, and solution<br/>         - speech &amp; thought bubbles</p>  |
| <p style="text-align: center;"><b>CEREAL BOX</b></p> <p><b>Front of the box:</b> Cereal Name, Picture of Cereal (cereal shape relates to the book).<br/> <b>Right Side:</b> List of characters with description, setting<br/> <b>Left Side:</b> Summary (includes main problem and solution)<br/> <b>Back of the Box:</b> Includes 2 games (games are based on the book)<br/> <b>Top of the Box:</b> Title, Author, Number of pages, Book Rating</p>  |   |   | <p style="text-align: center;"><b>* Each Report/Project can only be done one time *</b></p>   |

# Book Report Rubric

EACH REPORT PRESENTATION SHOULD INCLUDE THE FOLLOWING INFORMATION:

|  |       |
|--|-------|
| Title + Author                                     | _____ |
| Type of book (genre and reasoning)                 | _____ |
| Main characters (with description)                 | _____ |
| Settings (include places and time)                 | _____ |
| Plot (summarize stating only the important events) | _____ |
| Opinion of book                                    | _____ |
| Reasoning for opinion                              | _____ |

3 points \_\_\_\_\_

3 points \_\_\_\_\_

5 points \_\_\_\_\_

3 points \_\_\_\_\_

10 points \_\_\_\_\_

3 points \_\_\_\_\_

3 point \_\_\_\_\_

## OVERALL PROJECT:

Creativity + Neatness

Project Meets Requirements

Oral presentation

Are you prepared? Note cards?

Did you look at your audience?

Did you have good voice level?

10 points \_\_\_\_\_

10 points \_\_\_\_\_

10 points \_\_\_\_\_

TOTAL POINTS \_\_\_\_\_

\_\_\_\_\_ / 60

Dolch Words—4<sup>th</sup> Grade

Name: \_\_\_\_\_

|           |           |         |        |          |           |         |
|-----------|-----------|---------|--------|----------|-----------|---------|
| above     | button    | enough  | kitten | nine     | sea       | such    |
| across    | camp      | even    | knew   | nothing  | seat      | suit    |
| address   | cap       | eye     | knife  | number   | seem      | supper  |
| ago       | care      | family  | knock  | outside  | seen      | suppose |
| air       | careful   | feather | lake   | page     | send      | sure    |
| airplane  | case      | feel    | land   | pail     | shake     | sweep   |
| almost    | cause     | felt    | lap    | path     | shine     | sweet   |
| also      | center    | few     | large  | pay      | shook     | teach   |
| ant       | chimney   | field   | late   | peas     | should    | teeth   |
| awake     | chin      | fight   | lead   | pen      | shut      | than    |
| bad       | city      | finger  | leaf   | pencil   | side      | thin    |
| bake      | clock     | foot    | learn  | people   | silver    | thought |
| banana    | cloud     | fresh   | leave  | pie      | skin      | through |
| bath      | cook      | front   | leaves | piece    | sky       | throw   |
| beans     | cool      | fur     | led    | place    | slip      | till    |
| beat      | count     | gift    | left   | plain    | slow      | tired   |
| began     | country   | gold    | lift   | plant    | smile     | trade   |
| bend      | course    | gone    | line   | plate    | smoke     | tried   |
| beside    | cover     | gray    | listen | pond     | soap      | true    |
| between   | creek     | grew    | lost   | poor     | socks     | twelve  |
| bill      | cross     | hair    | loud   | pot      | soft      | wake    |
| bit       | cup       | half    | march  | press    | something | wall    |
| blow      | dead      | hall    | mark   | queen    | sometime  | wave    |
| bone      | dear      | hang    | matter | question | sound     | wear    |
| born      | deer      | heavy   | mean   | quick    | soup      | week    |
| bottom    | desk      | herself | meat   | quiet    | space     | west    |
| bowl      | different | hid     | meet   | radio    | spot      | wheel   |
| brave     | dime      | himself | middle | ready    | stairs    | while   |
| breakfast | dirty     | hole    | Miss   | real     | stand     | whisper |
| brick     | dream     | hundred | most   | remember | station   | win     |
| broke     | drop      | hung    | mouth  | rich     | stay      | wing    |
| broken    | dry       | hungry  | Mr.    | river    | still     | winter  |
| brought   | dust      | kept    | Mrs.   | rock     | sting     | without |
| bug       | early     | kick    | nap    | roof     | stood     | wonder  |
| building  | east      | kill    | neck   | row      | story     | wool    |
| built     | edge      | king    | need   | sand     | straight  | world   |
| busy      | else      | kiss    | nice   | save     | strong    | yard    |
|           |           |         |        |          |           | yet     |

\* Please have the multiplication table memorized by the beginning of the school year in order to ensure a smooth transition into fourth grade math.

# Multiplication

| X  | 0 | 1  | 2  | 3  | 4  | 5  | 6  | 7  | 8  | 9   | 10  | 11  | 12  |
|----|---|----|----|----|----|----|----|----|----|-----|-----|-----|-----|
| 0  | 0 | 0  | 0  | 0  | 0  | 0  | 0  | 0  | 0  | 0   | 0   | 0   | 0   |
| 1  | 0 | 1  | 2  | 3  | 4  | 5  | 6  | 7  | 8  | 9   | 10  | 11  | 12  |
| 2  | 0 | 2  | 4  | 6  | 8  | 10 | 12 | 14 | 16 | 18  | 20  | 22  | 24  |
| 3  | 0 | 3  | 6  | 9  | 12 | 15 | 18 | 21 | 24 | 27  | 30  | 33  | 36  |
| 4  | 0 | 4  | 8  | 12 | 16 | 20 | 24 | 28 | 32 | 36  | 40  | 44  | 48  |
| 5  | 0 | 5  | 10 | 15 | 20 | 25 | 30 | 35 | 40 | 45  | 50  | 55  | 60  |
| 6  | 0 | 6  | 12 | 18 | 24 | 30 | 36 | 42 | 48 | 54  | 60  | 66  | 72  |
| 7  | 0 | 7  | 14 | 21 | 28 | 35 | 42 | 49 | 56 | 63  | 70  | 77  | 84  |
| 8  | 0 | 8  | 16 | 24 | 32 | 40 | 48 | 56 | 64 | 72  | 80  | 88  | 96  |
| 9  | 0 | 9  | 18 | 27 | 36 | 45 | 54 | 63 | 72 | 81  | 90  | 99  | 108 |
| 10 | 0 | 10 | 20 | 30 | 40 | 50 | 60 | 70 | 80 | 90  | 100 | 110 | 120 |
| 11 | 0 | 11 | 22 | 33 | 44 | 55 | 66 | 77 | 88 | 99  | 110 | 121 | 132 |
| 12 | 0 | 12 | 24 | 36 | 48 | 60 | 72 | 84 | 96 | 108 | 120 | 132 | 144 |

## Seats and Tables

You are in charge of setting up a classroom with 20 places for people to sit. You can use any number of tables and any combination of 3 kinds of tables. A hexagon-shaped table has 6 places. A rhombus-shaped table has 4 places. A square-shaped table has 4 places. How would you set up your tables so that 20 people have a place to sit?

Show how many people can sit at each of the tables and how you know there are places for 20 people. You may use pattern blocks. Pretend the paper is a miniature room. You need exactly 20 places.



## Sleigh Rides

All the snow this winter has been great for Dan's sleigh ride business!!! Over the holidays he was very busy. In 1 night alone, Dan gave 7 rides! If Dan took 12 people per ride and charged adults \$10 and children under 12 \$5, how much money did he make if all his rides were full? Each ride had at least 2 children on it and no more than 5, and no more than 2 rides had the same number of children.

Make sure you show all your work and explain your reasoning.

## Raccoons

On Saturday I picked the remaining carrots from my garden. I had 42 carrots in a paper bag on my porch. Well, it did not take long for a family of raccoons to discover my carrots!! When the 1st raccoon finished eating, there were 37 carrots left in the bag. When the 2nd raccoon finished nibbling, there were only 32 carrots left in the bag. The 3rd raccoon ate until there were exactly 27 carrots left in the bag. If the raccoons kept eating in this way, how many carrots did I find in the bag after the 7th raccoon had eaten? How can you be sure?

Show me your work and explain how you figured this out using as much math language as possible.